



CORNET

lampshade | user guide



UIMAGE



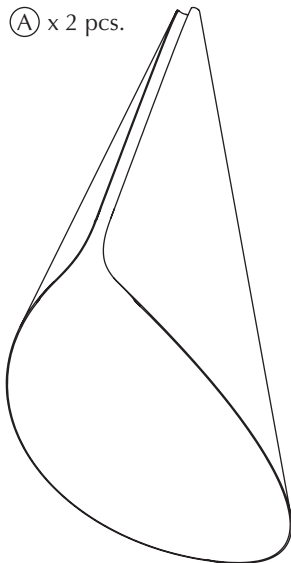
WITH LOVE FROM COPENHAGEN

At UIMAGE, our designers take inspiration from the distinct nature of the Nordic landscape to create unique designs related to the way we live in an urban setting. Influenced by the design language, colours and materials found around us in Scandinavia, we create a collection that is rooted in our home but designed for everyone.

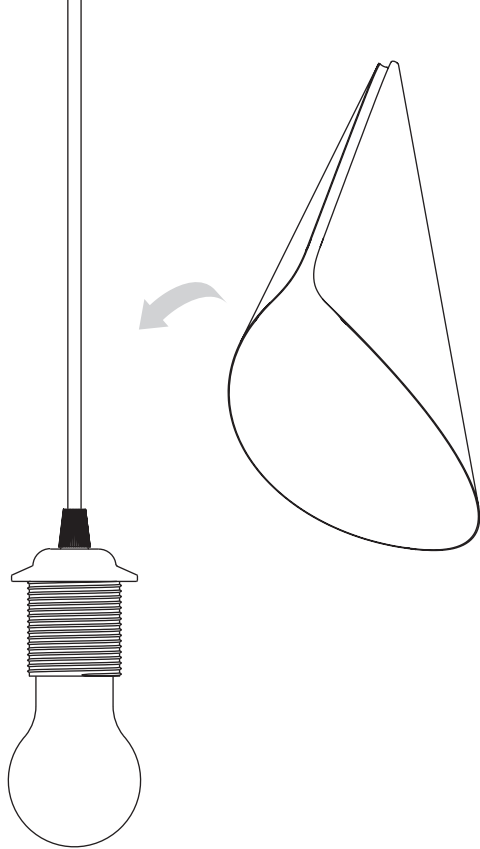


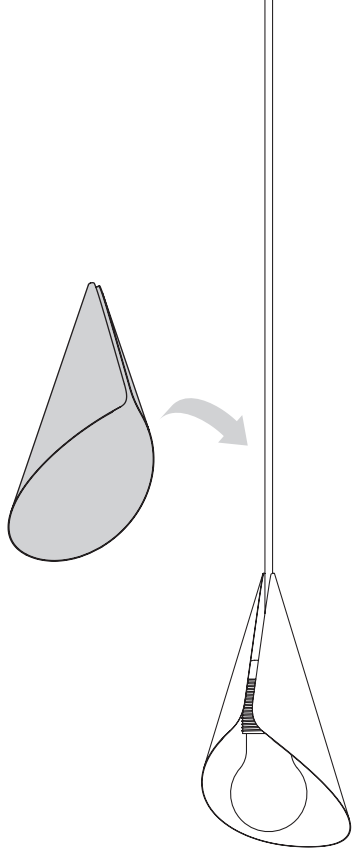
ASSEMBLY GUIDE

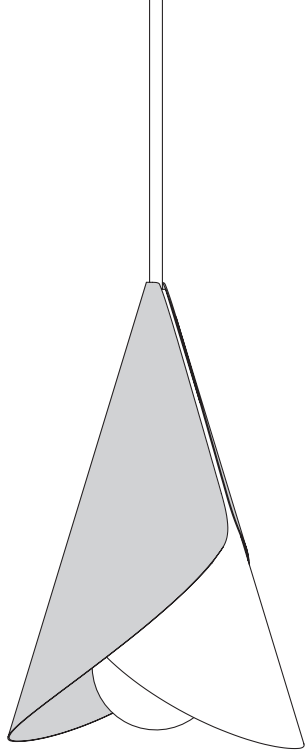
Ⓐ x 2 pcs.



Find assembly videos by using the QR code or by
going online at our website
umage.com/instructions









DESIGNED BY
JACOB JOHAN WÜRTZEN

“ In the intersection
of geometry and
asymmetry I designed
a conical lampshade
with multiple
expressions. „

CARE AND MAINTENANCE

Please follow the below care and safety instructions to ensure many years of enjoyment with your new design item from UIMAGE.

Clean the surface by wiping it with a dry cloth. Dirt can be removed with a damp cloth.

Keep these instructions at hand for future reference.

A CONVERSATION PIECE

dark oak | spring green



EOS

medium | light grey



THE READER
oak | silver grey



CHIMES
oak

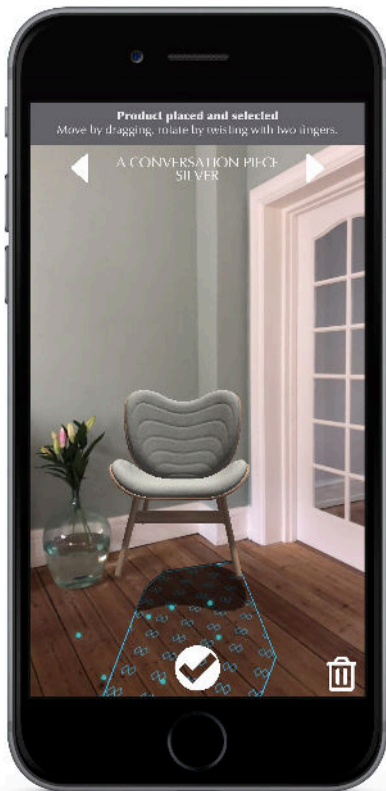


UMAGE UNFOLD AT HOME

GET THE FREE UIMAGE APP

Preview our entire collection in
your own home – before you buy

Imagine an UIMAGE lamp or
furniture piece in your home. Is it
the right design, size and colour?
We made it easier for you to find
the perfect UIMAGE design. Just
download our free **UMAGE Unfold
at Home** app from the App Store
or Play Store, and see how our
designs will look in your home!



FOLLOW US ON SOCIAL MEDIA



@umagedesign | #umagedesign | umage.com



UIMAGE